

AcryLux

We take care of your smile



DENTI ARTIFICIALI IN RESINA - ACRYLIC TEETH

 **Ruthinium®**
Group
We take care of your smile

I - DENTI IN POLIMERO SINTETICO PER PROTESI DENTALI

Istruire il paziente ad adottare i protocolli quotidiani di igiene, a non spazzolare eccessivamente per evitare il consumo da abrasione e a non immergere in alcali, acidi o altre sostanze aggressive per materiali acrilici.

GB - SYNTHETIC POLYMER TEETH FOR DENTAL PROSTHESIS

Direct the patient to adopt daily hygiene protocols, suggest him to avoid excessive brushing which could cause abrasive wear, and not to immerse in alkalis, acids or other substances that can damage acrylic materials.

D - KUNSTSTOFFZÄHNE AUS METHACRYLAT FÜR PROTHETIK

Hygienehinweise: Für die tägliche Hygiene sollten die Patienten darauf hingewiesen werden, daß ein übertriebener Gebrauch der Zahnbürste zu einem Abrieb führen kann. Ein Kontakt der Prothese mit alkalischen, säurehaltigen oder anderen aggressiven Substanzen ist zu vermeiden.

F - DENTS EN POLYMERES SYNTHETIQUE POUR PROTHESES

Conseiller au patient d'adopter des règles d'hygiène quotidiennes, de ne pas brosser exagérément avec des pates abrasives et de ne pas plonger l'appareil dans des solutions alcalines, acides ou autres substances agressives pour le matériaux acryliques.

E - DIENTES DE POLIMERO SINTETICO PARA PROTESIS DENTALES

Concienciar al paciente para que adopte las medidas cotidianas necesarias de higiene, para que no cepille excesivamente evitando de este modo el desgaste por abrasión y para que no sumerja en álcali, ácidos y otras sustancias agresivas para los materiales acrílicos.

GR - ΔΟΝΤΙΑ ΑΠΟ ΠΟΛΥΜΕΡΕΣ ΣΥΝΘΕΤΙΚΟ ΓΙΑ ΤΕΧΝΗΤΗ ΟΔΟΝΤΟΣΤΟΙΧΙΑ

Πρέπει να διδάξετε τον ασθενή να υιοθετήσει τους καθημερινούς κανόνες υγιεινής, να μην υπερβάλει στο βούρτσισμα για να αποφεύγεται η φθορά λόγω της τριβής και να μην τοποθετεί την οδοντοστοιχία σε αλκάλια, οξύ ή άλλες ουσίες που δεν είναι φιλικές για τα ακρυλικά προϊόντα.

DK - TÆNDER AF SYNTETISK POLYMER TIL PROTESER

Informér patienten om anvendelse af de daglige hygiejneprotokoller og gør opmærksom på, at slid kun undgås ved ikke at børste for meget og undlade dypning i syreholdige alkaliske stoffer eller andre stærke midler.

P - DENTES DE POLÍMERO SINTÉTICO PARA PRÓTESES DENTÁRIAS

Instruir o paciente a adoptar os protocolos de higiene quotidianos e não escovar excessivamente para evitar o desgaste e não emergir em alcali, ácidos ou outras substâncias agressivas.

S - TÄNDER AV SYNTETISK POLYMER FÖR TANDPROTESER

Upplys patienten om de dagliga rutiner som avser hygien. Patienten skall också informeras om att för mycket borstande sliter på tänderna samt att protesen inte skall läggas i alkaliska, sura eller andra aggressiva vätskor.

NL - TANDEN VAN SYNTHETISCHE POLYMER VOOR GEBITSPROTHESEN

Licht de patient goed voor over de dagelijkse reiniging. Niet overmatig borstelen om voortijdige slijtage te voorkomen. Niet onderdompelen in alkaliën, zuren of andere agressieve middelen.

FIN - SYNTEETTISESTÄ POLYMEERISTÄ TEHDYT HAMPPAT HAMMASPROTEESEJÄ VARTEN

Potilasta on opetettava suorittamaan oikein hampaiden päivittäinen puhdistusohjelma, sekä häntä on varoitettava harjaamasta hampaita liikaa niiden liiallisen kulumisen - ehkäisemiseksi, sekä varoitettava upottamasta hampaita emaksiseen aineeseen, happoon tai muihin vahingoittaviin aineisiin.

РУ – ЗУБЫ ИЗ СИНТЕТИЧЕСКОГО ПОЛИМЕРА ДЛЯ ЗУБНЫХ ПРОТЕЗОВ

Проинструктировать пациента о том, чтобы выполнять ежедневные процедуры гигиены, не чистить щёткой с чрезмерным усилием для предотвращения износа в связи с истиранием, не погружать в щелочи, кислоты или другие вещества, которые являются агрессивными для акриловых материалов.

INCISIVI INCISORS

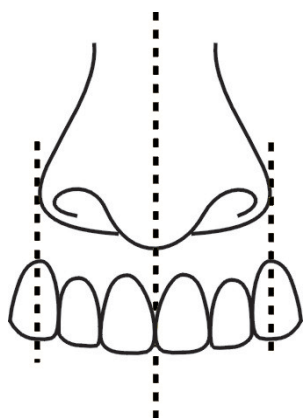


Scelta dei gruppi incisivi

Determinazione della larghezza del gruppo anteriore secondo la ricerca di Lee.

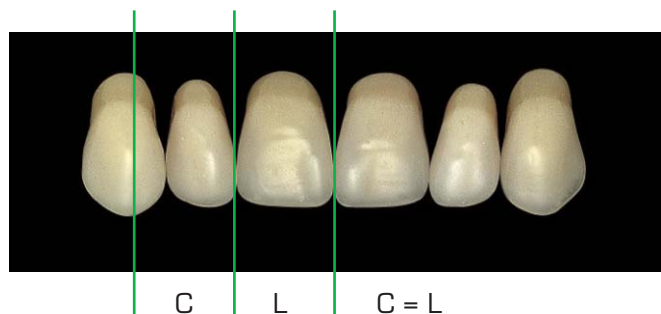
Selecting the incisor groups

Establishing the width of the front group according to Lee's research.



La linea verticale immaginaria che tocca i margini delle pinne nasali attraversa l'asse dei canini.

The imaginary vertical line that touches the margins of the pinna passes through the axis of the canines.



La larghezza centrale è data dalla larghezza del laterale sommata alla parte mesiale del canino.

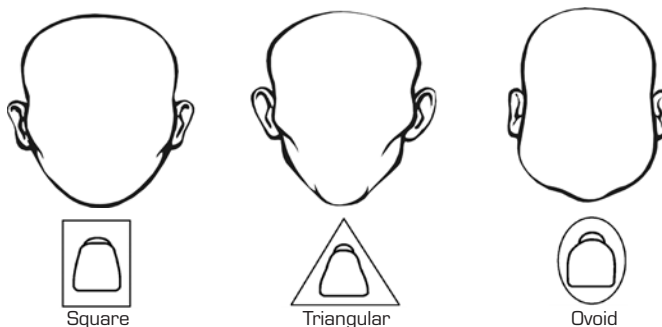
The central width is given by the lateral added to the mesial part of the canine.

Determinazione della forma secondo Williams:

forma dei denti scelta in funzione della forma del viso

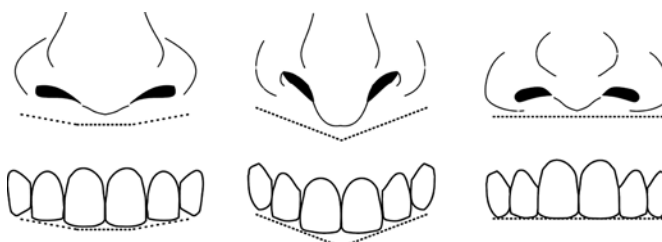
Establishing the shape according to Williams:

the shape of the teeth is chosen according to the shape of the face.



Secondo Gerber: la forma e la posizione degli anteriori è determinata dalla linea basale del naso

According to Gerber: the shape and position of the front teeth is established by the basal line of the nose.



Secondo la forma delle creste alveolari:

se non vengono forniti riferimenti secondo le classificazioni precedenti, la forma della cresta alveolare superiore può fornire informazioni sulla forma dei denti da utilizzare.

According to the shape of the alveolar crest:

if no references are provided according to the previous classifications, the shape of the upper alveolar crest can provide information as to the shape of teeth to be used.





MOLARI MOLARS



Anatomici: Molari caratterizzati da anatomia accentuata per garantire modificabilità per l'impiego in tutte le tecniche di montaggio. Angolo delle cuspidi: 25°-33°.

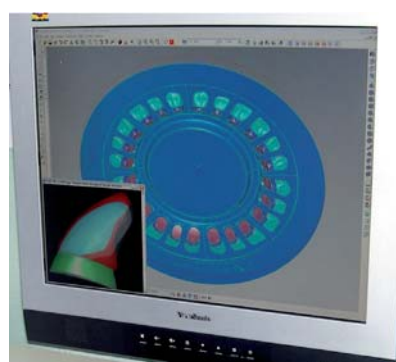
Anatomici: molars characterised by accentuated anatomy to guarantee modifiability for use in all assembly techniques. Cusp angle: 25°-33°.

Geometrici: Denti costruiti in base alle ricerche di Strack per la costruzione della protesi bilanciata bilaterale. Angolo cusale di 20°.

Geometric: teeth constructed according to Strack's research for constructing bilateral balanced dentures. Cusp angle: 20°.




**Tecnologia e ricerca sui materiali al servizio della qualità
Technology and research into materials to improve quality**




La base della qualità è l'impiego delle più avanzate tecnologie CAD/CAM.
Quality is given by using the latest CAD/CAM technology.



Visione 3D dentina/colletto
3D view dentin/neck



Visione 3D smalto/colletto
3D view enamel/neck



Sezione 3D stratificazione
3D section of stratification

DENTI ARTIFICIALI IN RESINA - ACRYLIC TEETH





Resine ad alto peso molecolare H.M.W. (PMMA Cross-Linked) High molecular weight resin H.M.W. (PMMA Cross-Linked)

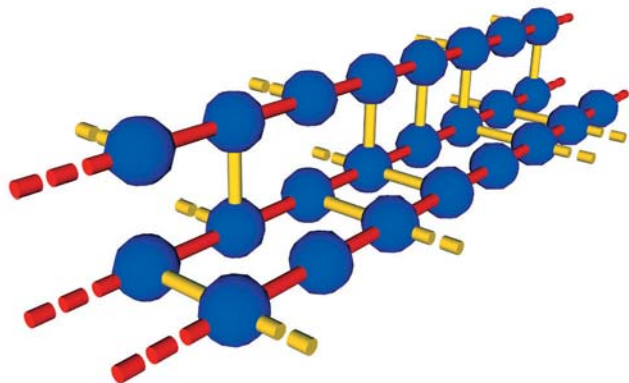
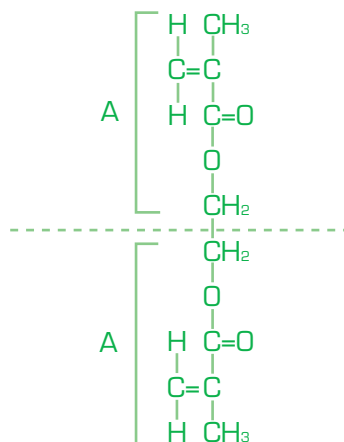
L'utilizzo di polimeri ad alto peso molecolare modificati, combinati con particolari leganti molecolari (Cross Linking), conferisce:

- **durezza elevata**
- **eccellente resistenza all'abrasione**
- **stabilità del colore**
- **ottima resistenza all'adesione di placca**

The use of high molecular weight modified polymers combined with special molecular linkers (Cross Linking) gives:

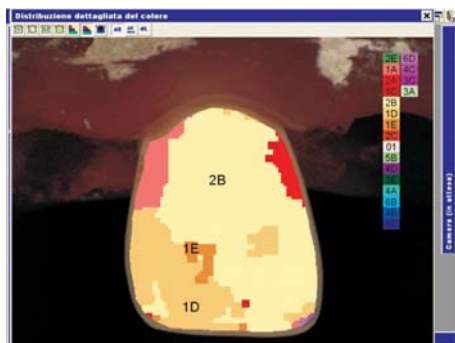
- **Exceptional hardness**
- **Excellent abrasion resistance**
- **Stable colour**
- **Excellent resistance to plaque**

Molecole di PMMA
PMMA molecule



- Legame Cross Linked tra catene molecolari
Cross-linked bond between molecular chains
- Legame polimerico tra monomeri
Polymer bond between monomers
- Unità di monomero
Monomer unit

Colorazioni Shades



I denti artificiali Ruthinium sono disponibili in un'ampia gamma di colori. L'impiego di spettrofotometri nella fase di controllo, ne garantisce la costanza e la fedeltà.

Ruthinium artificial teeth are available in a wide range of shades. The use of spectrophotometers during the control phase guarantees constant true colours.



La fluorescenza è una particolare forma di luminescenza presente in alcune sostanze. Questa caratteristica è presente nei denti naturali che, quando colpiti da radiazioni ultraviolette prossime al visibile, emettono una luce di colore bianco-azzurro. In tutti i denti Ruthinium tale caratteristica è presente, per conferire un effetto ancora più naturale.

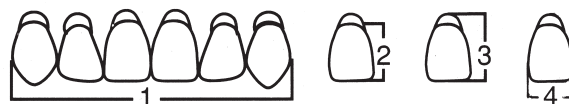
Fluorescence is a form of luminescence that is found in certain substances. It is a feature that is found in natural teeth which, when struck by ultraviolet rays, give off a white-bluish light. This feature is found in all Ruthinium teeth to give them an even more natural look.





AcryLux

We take care of your smile



E1

(1) 43,3
(2) 8,7
(3) 10,4
(4) 8,1

E2

(1) 42,7
(2) 9,2
(3) 11,0
(4) 8,1

E3

(1) 45,0
(2) 10,1
(3) 12,1
(4) 8,4

E4

(1) 48,8
(2) 10,5
(3) 12,1
(4) 8,4

E5

(1) 52,0
(2) 13,0
(3) 14,6
(4) 9,2

F1

(1) 38,8
(2) 8,8
(3) 11,1
(4) 7,2

F2

(1) 42,1
(2) 8,9
(3) 11,6
(4) 7,7

F3

(1) 42,2
(2) 9,8
(3) 12,4
(4) 7,9

F4

(1) 48,8
(2) 10,4
(3) 12,5
(4) 8,6

Scala Colori - Shade Guide

Acry Lux	Acry Lux V
1A - 2A - 3A - 4A	A1 - A2 - A3 - A3,5 - A4
2B - 4B - 5B - 6B	B0 - B1 - B2 - B3 - B4
1C - 2C - 3C - 4C - 6C	C1 - C2 - C3 - C4
1D - 4D - 6D	D2 - D3 - D4
1E - 2E - 3E	BL

G1

(1) 40,8
(2) 8,0
(3) 9,7
(4) 7,3

G2

(1) 44,5
(2) 9,2
(3) 10,5
(4) 8,2

G3

(1) 44,8
(2) 9,8
(3) 11,6
(4) 8,2

G4

(1) 48,3
(2) 9,3
(3) 11,8
(4) 8,7

H1

(1) 40,6
(2) 8,9
(3) 10,4
(4) 7,7

H2

(1) 42,0
(2) 9,1
(3) 11,4
(4) 7,5

H3

(1) 42,6
(2) 8,8
(3) 10,4
(4) 7,7

H4

(1) 43,8
(2) 9,0
(3) 11,4
(4) 8,0

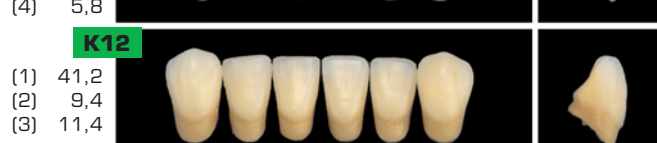
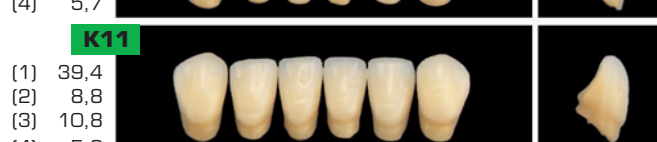
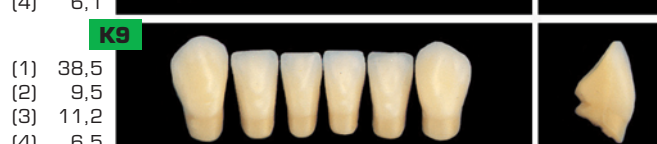
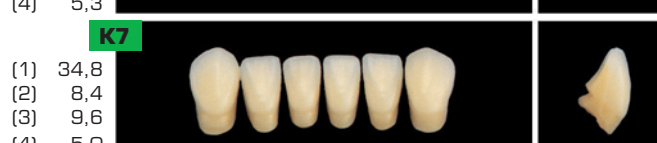
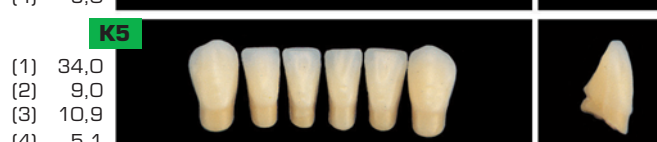
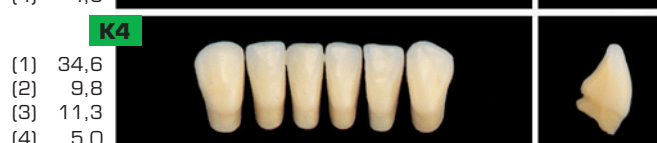
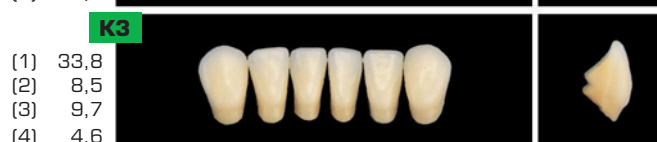
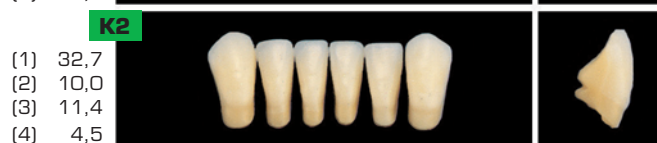
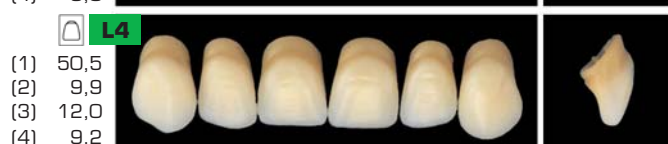
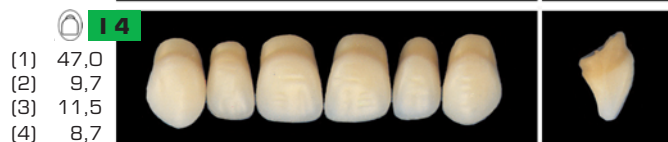
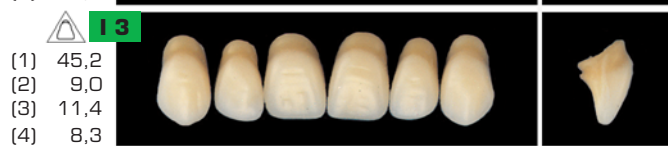




AcryLux

We take care of your smile

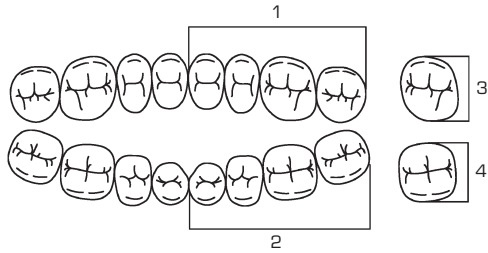
Codice Prodotto Product Code	
0090001	ACRY LUX 6 UPPER
0090002	ACRY LUX 6 LOWER
0090003	ACRY LUX 8 UPPER
0090004	ACRY LUX 8 LOWER
0100001	ACRY LUX SET 28
0110001	SHADE GUIDE ACRY LUX
0110002	LIVE MOULD CHART ACRY LUX
0090009	ACRY LUX V. 6 UPPER
0090010	ACRY LUX V. 6 LOWER
0090011	ACRY LUX V. 8 UPPER
0090012	ACRY LUX V. 8 LOWER
0090013	ACRY LUX V. SET 28
0110003	SHADE GUIDE ACRY LUX V.
0110004	LIVE MOULD CHART ACRY LUX V



DENTI ARTIFICIALI IN RESINA - ACRYLIC TEETH



Acry Lux comply with ISO 22112:2006 - Type 1 - Type 2



G: Geometrico - *Geometric*
A: Anatomico - *Anatomic*

Tabella di Articolazione
Articulation table

E 1	K 5	K 3	M 2		
E 2	K 6	K 5	M 4	N 3	
E 3	K 6		M 4	N 3	
E 4	K 9		M 5		
E 5	K 10		M 5		
F 1	K 1		M 1	N 1	
F 2	K 2		M 2		
F 3	K 5	K 2	M 3	N 2	
F 4	K 10	K 9	M 5		
G 1	K 2	K 1	M 1	N 1	
G 2	K 6	K 7	M 2		
G 3	K 6	K 4	M 4	N 3	
G 4	K 8	K 1	M 5		
H 1	K 7	K 1	M 1	N 1	
H 2	K 5	K 2	M 2		
H 3	K 3	K 1	M 3	N 2	
H 4	K 4	K 3	K 5	M 4	N 3
I 1	K 7	K 1	M 1	N 1	
I 2	K 5		M 3	N 2	
I 3	K 11		M 4	N 3	
I 4	K 8	K 12	M 5		
L 1	K 8		M 4	N 3	
L 2	K 11		M 4	N 3	
L 3	K 11		M 4	N 3	
L 4	K 12		M 5		

M1 (1) 29,6 (2) 30,9 (3) 8,5 (4) 7,9



M2 (1) 29,7 (2) 31,4 (3) 8,6 (4) 8,3



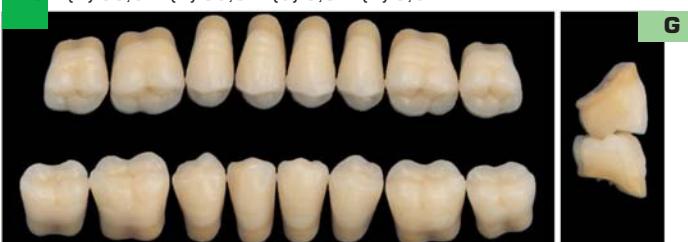
M3 (1) 31,2 (2) 33,6 (3) 8,9 (4) 8,8



M4 (1) 31,3 (2) 33,7 (3) 9,2 (4) 8,9



M5 (1) 33,5 (2) 35,8 (3) 9,8 (4) 9,5



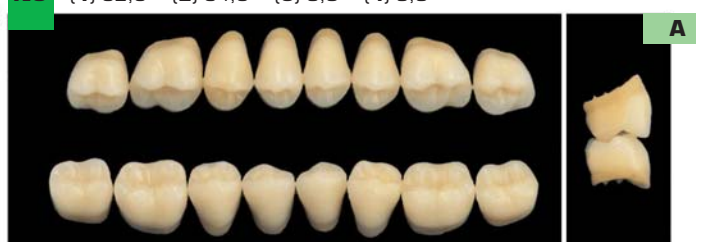
N1 (1) 28,1 (2) 29,5 (3) 8,1 (4) 7,8



N2 (1) 29,9 (2) 31,2 (3) 8,6 (4) 8,2



N3 (1) 32,5 (2) 34,5 (3) 8,9 (4) 8,8





www.ruthinium.it



**Ruthinium®
Group**

We take care of your smile

Dental Manufacturing S.p.A.

Via Ca' Mignola Nuova, 1699

45021 Badia Polesine (RO) - Italy

Tel. +39.0425.51628 - +39.0425.590587

Fax +39.0425.590156

www.ruthinium.it info@ruthinium.it